



SMART-SIZED MODULAR PICK-AND-PLACE

Compact, Clever, Simple & Agile



fox. solution.

SMART-SIZED MODULAR PICK-AND-PLACE

Introducing - The Fox Pack - State of the art technology. Expandable in any direction.



CELL SOLUTION

combined process.

- Placing & dispensing in single pass-through
- Jet dispensing of solder paste or glue

productivity.

- Up to 7'000 – 18'800 cph per module
- Up to 150'000 dots/h (with Piezo Jet Valve)

small footprint.

- Up to 200 feeder lanes on 1 m²
- Up to 420 feeder lanes per line

mineral cast.

- No vibration, symmetrical mineral casting
- No warpage, no thermal drift

quick changeover.

- Nonstop production, intelligent smart feeder
- Nonstop feeder and production changeover

linear motors.

- Fast, reliable double drive linear motors
- No maintenance, longest lifetime

A WORLD OF BENEFITS FROM NPI TO HIGH FLEX, HIGH SPEED PRODUCTION



Configurable heads with 1-4 placement-axis. 2.5D and 3D dispensing and jetting. High resolution digital vision system with auto component teach-in and irregular ball recognition.



Full operator support - Automated error analysis & KPI. Training, support and troubleshooting via advanced remote access. Investment protection; all options and heads retrofittable.



Multi flexible feeder, multi lane cassette or highly accurate single lane feeder. Tape, Stick, Strip, Tray slider. Largest component spectrum; 01005 up to 80 x 80 mm, component height up to 25 mm.



MULTITALENT SOFTWARE AT YOUR FINGERTIPS State of the art, full graphics, 21.5", 16:9 HD wide touch screen, fingertip operation, universal CAD conversion, zoom at camera windows, all-in-one job planning, setup optimisation, stock management, ERP/MES connection, data analysis, line management and more

optional


Laser Height Measurement Compensation of PCB warpage

Dispensing and Jetting Vacuum cleaning station for nozzles and tips

Tray Slider Unique system to increase the amount of trays


Increase Boardsize Table extension to increase the processable board size

Additional: Electrical component test system, vision box to increase component size to be placed, clean room cover and more



essemtec.
naturally adaptive

CHOOSE YOUR PREFERENCES



		fox.	fox. ²	fox. ⁴
Productivity	Optimum placement speed	7'000 cph (1-axis)	12'000 cph (2-axes)	18'800 cph (4-axes)
	Optimum jetting speed	-	150'000 dots/h	-
Feeder	Feeder capacity 8 mm tape	180 (120 inline)	180 (120 inline)	200 (140 inline)
Components	Component size range	01005 up to 33 x 80 mm (80 x 80 mm optional)		
Accuracy	Placement accuracy (x, y)	50 µm @ 3σ		
PCB	Max. PCB dimensions	406 x 305 mm (16 x 12")		
Dimensions	Machine footprint	880 x 1090 mm (34.7 x 43")		



FLEXIBLE SMT SOLUTIONS

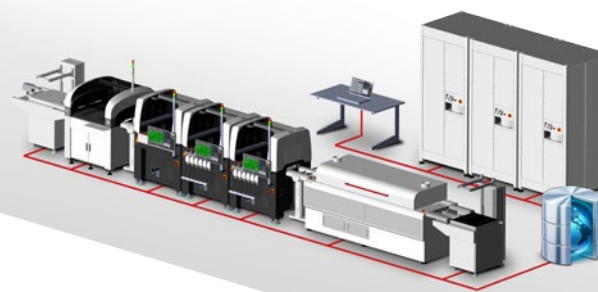
Essemtec AG

Mosenstrasse 20
CH-6287 Aesch/LU
Switzerland

Phone: +41 (0)41 919 60 60

Fax: +41 (0)41 919 60 50

Mail: info@essemtec.com



Wildlife consistently shows us with breathtaking flexibility how nature can adapt itself to the many different demands of its environment; that is what inspires us! Essemtec AG is a privately owned company with its development and production site in Switzerland. The product portfolio comprises of production equipment for electronic assembly and more. Our high tech solutions can be adjusted quickly and easily to meet wide ranging requirements; we are therefore able to respond to all manner of customer requests. That's why "naturally adaptive" is our motto across all ranges.

Disclaimer & Copyright:

The information contained in this brochure is for general information purposes only. For more information see the specification sheet. All materials contained in this brochure are copyright © Essemtec AG, Switzerland, May 2017

www.essemtec.com