


20W SERIES

CONDUCTIVE VINYL



Super Heavy Duty 450 lbs, Capacity, 3" High Resilient Density Foam for Better Comfort, Rubber Edge Banding Protection on Seat & Back

MODEL	Upholstery Type	Height Adjustment	Seat Dimensions	Back Dimensions	Footring	Base	Drag Chain	Caster
AE20W-VCC	ESD-Cleanroom Vinyl	21"-31"	21.5"W x 18"D	19"W x 16.5"H	20"	Polished Aluminum	No	9
AE22W-VCC	ESD-Cleanroom Vinyl	17"-22"	21.5"W x 18"D	19"W x 16.5"H	No	Polished Aluminum	No	9
PE20W-VCC	ESD-Cleanroom Vinyl	21"-31"	21.5"W x 18"D	19"W x 16.5"H	20"	Black Nylon	Yes	1
PE22W-VCC	ESD-Cleanroom Vinyl	17"-22"	21.5"W x 18"D	19"W x 16.5"H	No	Black Nylon	Yes	1


Conductive Seating Features:

Industrial Seating™ conductive seating insures a safe, static-clear work area. All IS™ conductive seating models are equipped with conductive seat cushions, Back cushions, as well as all metal parts and the IS™ dual resistance system.

COLOR OPTIONS

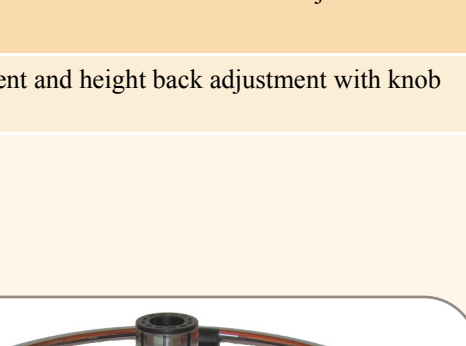
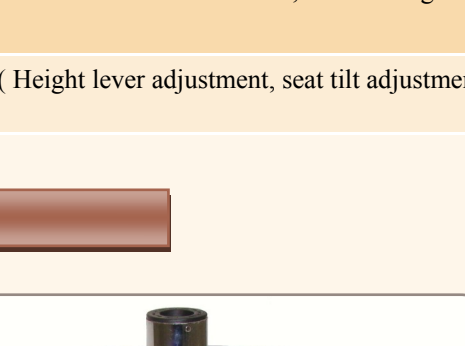
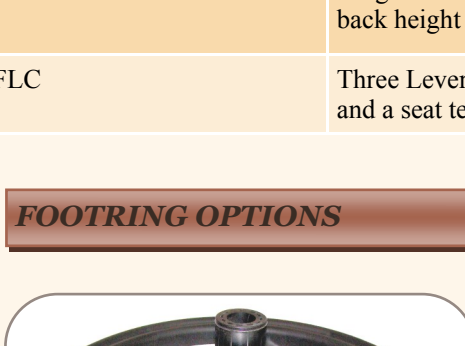
IsStat Group IV Vinyls ESD

- Surface Resistance: 10⁷ to 10⁹ Ohms per Square. • Flammability: Pass California Tech Bulletin 117
- Carbon Filled Inner Layer




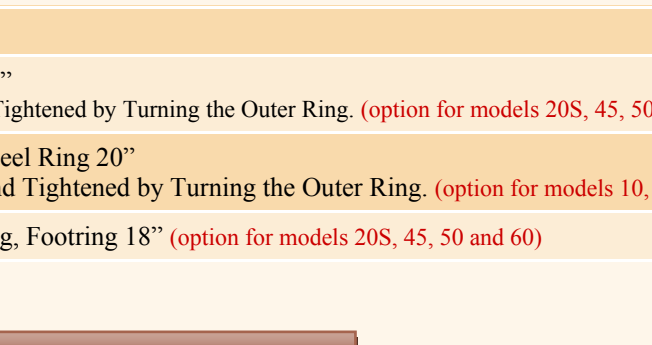
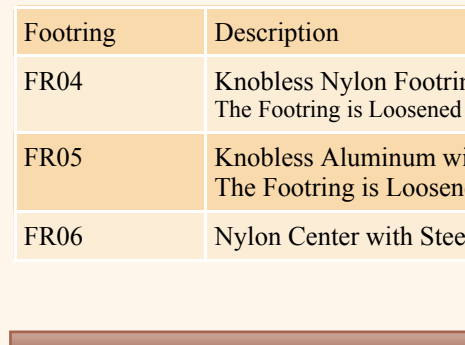
Blue-411 Black-451 Burgandy-461

MECHANISM OPTIONS



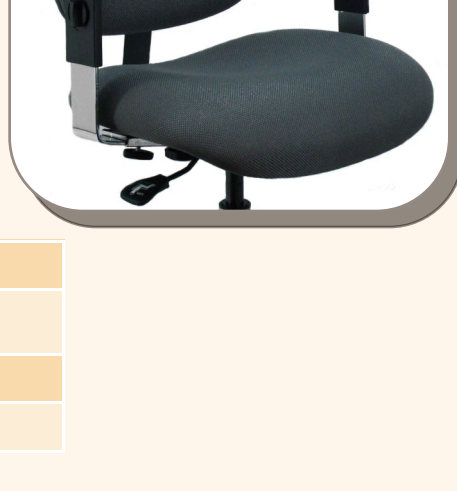
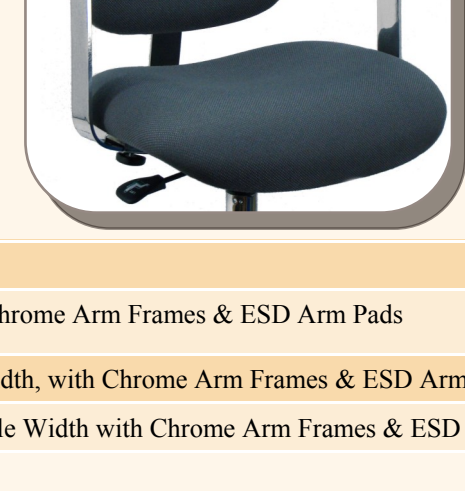
Controls	Description
DLC	Height and Back Tilt (This control has two levers for seat height and back angle adjustment and back height adjustment with knob)
ST	Height and Seat and Back Tilt (This control has two levers, one for height adjustment and the other for Seat and Back tilt adjustment and back height with knob)
FLC	Three Lever for Individual Lift (Height lever adjustment, seat tilt adjustment back tilt adjustment and height back adjustment with knob and a seat tension knob)

FOOTRING OPTIONS



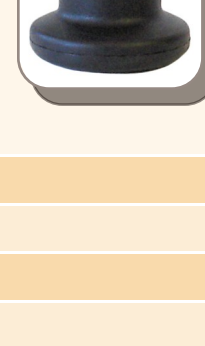
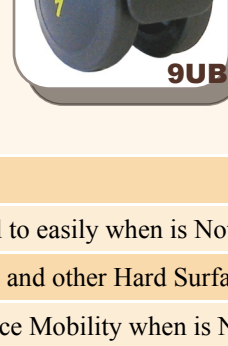
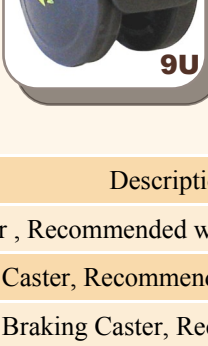
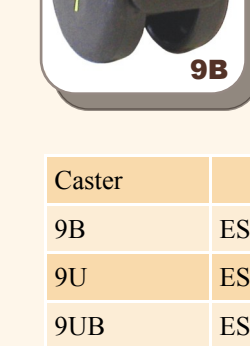
Footring	Description
FR04	Knobless Nylon Footring 18" The Footring is Loosened and Tightened by Turning the Outer Ring. (option for models 20S, 45, 50 and 60)
FR05	Knobless Aluminum with Steel Ring 20" The Footring is Loosened and Tightened by Turning the Outer Ring. (option for models 10, 20M and 20W)
FR06	Nylon Center with Steel Ring, Footring 18" (option for models 20S, 45, 50 and 60)

ARM REST OPTIONS



Arms	Description
TF-BX-C	Fixed Height and Width, with Chrome Arm Frames & ESD Arm Pads
TA-BX-C	Fixed Height and Adjustable Width, with Chrome Arm Frames & ESD Arm Pads
TAA-BX-C	Adjustable Height and Adjustable Width with Chrome Arm Frames & ESD Arm Pads

CASTER OPTIONS



Caster	Description
9B	ESD Braking Caster , Recommended where Chairs may roll to easily when is Not Occupied
9U	ESD Soft Urethane Caster, Recommended on Tile, Cement and other Hard Surfaces
9UB	ESD Soft Urethane Braking Caster, Recommended for reduce Mobility when is Not Occupied
11	ESD Nylon Glide, Recommended for use in areas where requiring limited mobility

20W SERIES

CONDUCTIVE VINYL



Super Heavy Duty 450 lbs, Capacity, 3" High Resilient Density Foam for Better Comfort, Rubber Edge Banding Protection on Seat & Back

MODEL	Upholstery Type	Height Adjustment	Seat Dimensions	Back Dimensions	Footring	Base	Drag Chain	Caster
AL20W-VCC	ESD-Cleanroom Vinyl	21"-31"	21.5"W x 18"D	15"W x 12"H	20"	Polished Aluminum	No	9
AL22W-VCC	ESD-Cleanroom Vinyl	17"-22"	21.5"W x 18"D	15"W x 12"H	No	Polished Aluminum	No	9
PL20W-VCC	ESD-Cleanroom Vinyl	21"-31"	21.5"W x 18"D	15"W x 12"H	20"	Black Nylon	Yes	1
PL22W-VCC	ESD-Cleanroom Vinyl	17"-22"	21.5"W x 18"D	15"W x 12"H	No	Black Nylon	Yes	1

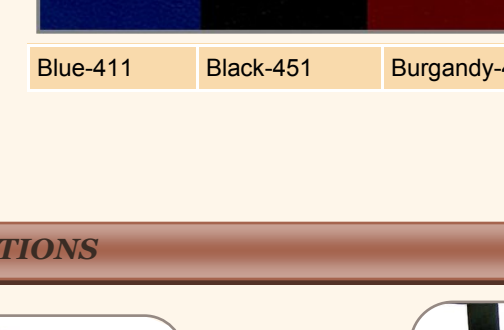
Conductive Seating Features:

Industrial Seating™ conductive seating insures a safe, static-clear work area. All IS™ conductive seating models are equipped with conductive seat cushions, Back cushions, as well as all metal parts and the IS™ dual resistance system.

COLOR OPTIONS

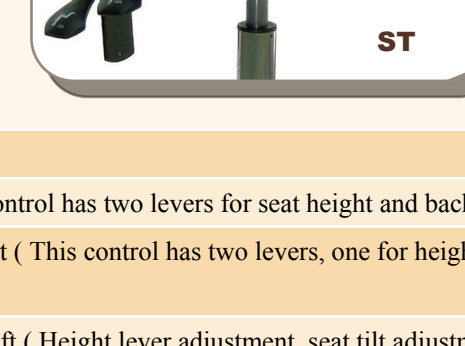
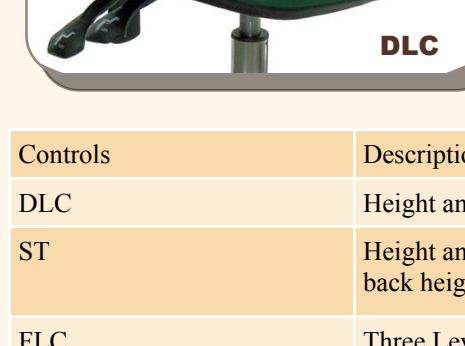
IsStat Group IV Vinyls ESD

- Surface Resistance: 10⁷ to 10⁹ Ohms per Square. • Flammability: Pass California Tech Bulletin 117
- Carbon Filled Inner Layer




Blue-411 Black-451 Burgandy-461

MECHANISM OPTIONS



Controls	Description
DLC	Height and Back Tilt (This control has two levers for seat height and back angle adjustment and back height adjustment with knob)
ST	Height and Seat and Back Tilt (This control has two levers, one for height adjustment and the other for Seat and Back tilt adjustment and back height with knob)
FLC	Three Lever for Individual Lift (Height lever adjustment, seat tilt adjustment back tilt adjustment and height back adjustment with knob and a seat tension knob)

FOOTRING OPTIONS



Footring	Description
FR04	Knobless Nylon Footring 18" The Footring is Loosened and Tightened by Turning the Outer Ring. (option for models 20S, 45, 50 and 60)
FR05	Knobless Aluminum with Steel Ring 20" The Footring is Loosened and Tightened by Turning the Outer Ring. (option for models 10, 20M and 20W)
FR06	Nylon Center with Steel Ring, Footring 18" (option for models 20S, 45, 50 and 60)

ARM REST OPTIONS



Arms	Description
TF-BX-C	Fixed Height and Width, with Chrome Arm Frames & ESD Arm Pads
TA-BX-C	Fixed Height and Adjustable Width, with Chrome Arm Frames & ESD Arm Pads
TAA-BX-C	Adjustable Height and Adjustable Width with Chrome Arm Frames & ESD Arm Pads


CASTER OPTIONS



Caster	Description
9B	ESD Braking Caster , Recommended where Chairs may roll to easily when is Not Occupied
9U	ESD Soft Urethane Caster, Recommended on Tile, Cement and other Hard Surfaces
9UB	ESD Soft Urethane Braking Caster, Recommended for reduce Mobility when is Not Occupied
11	ESD Nylon Glide, Recommended for use in areas where requiring limited mobility

20W SERIES

CONDUCTIVE VINYL



Super Heavy Duty 450 lbs, Capacity, 3" High Resilient Density Foam for Better Comfort, Rubber Edge Banding Protection on Seat & Back

MODEL	Upholstery Type	Height Adjustment	Seat Dimensions	Back Dimensions	Footring	Base	Drag Chain	Caster
AM20W-VCC	ESD-Cleanroom Vinyl	21"-31"	21.5"W x 18"D	16"W x 16"H	20"	Polished Aluminum	No	9
AM22W-VCC	ESD-Cleanroom Vinyl	17"-22"	21.5"W x 18"D	16"W x 16"H	No	Polished Aluminum	No	9
PM20W-VCC	ESD-Cleanroom Vinyl	21"-31"	21.5"W x 18"D	16"W x 16"H	20"	Black Nylon	Yes	1
PM22W-VCC	ESD-Cleanroom Vinyl	17"-22"	21.5"W x 18"D	16"W x 16"H	No	Black Nylon	Yes	1

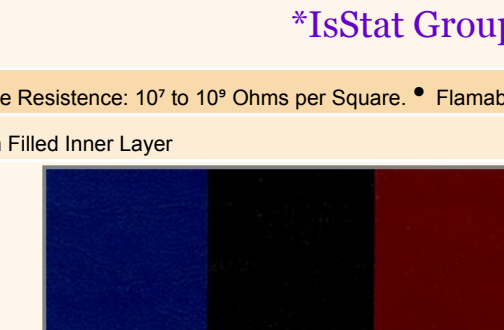
Conductive Seating Features:

Industrial Seating™ conductive seating insures a safe, static-clear work area. All IS™ conductive seating models are equipped with conductive seat cushions, Back cushions, as well as all metal parts and the IS™ dual resistance system.

COLOR OPTIONS

IsStat Group IV Vinyls ESD

- Surface Resistance: 10⁷ to 10⁹ Ohms per Square. • Flammability: Pass California Tech Bulletin 117
- Carbon Filled Inner Layer




Blue-411 Black-451 Burgandy-461

MECHANISM OPTIONS



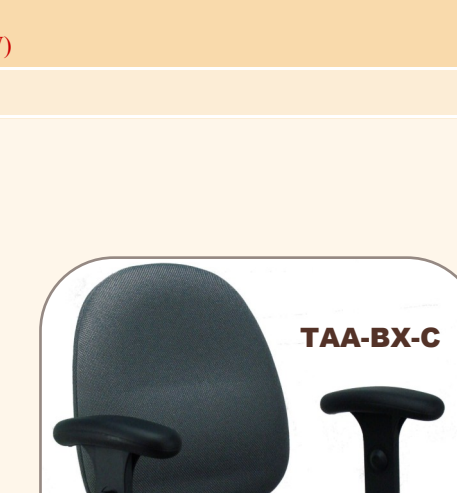
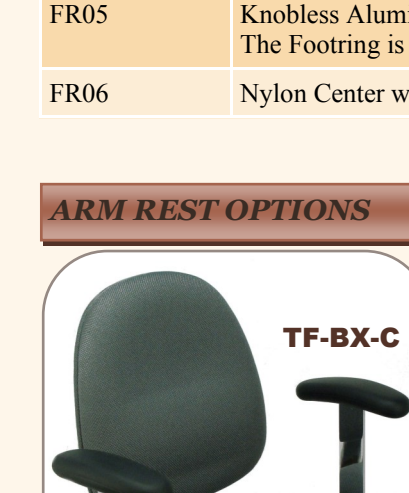
Controls	Description
DLC	Height and Back Tilt (This control has two levers for seat height and back angle adjustment and back height adjustment with knob)
ST	Height and Seat and Back Tilt (This control has two levers, one for height adjustment and the other for Seat and Back tilt adjustment and back height with knob)
FLC	Three Lever for Individual Lift (Height lever adjustment, seat tilt adjustment back tilt adjustment and height back adjustment with knob and a seat tension knob)

FOOTRING OPTIONS




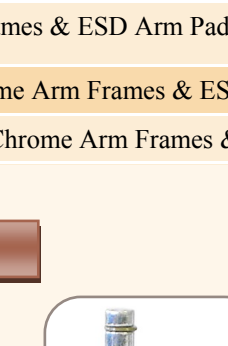
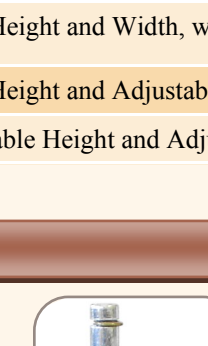
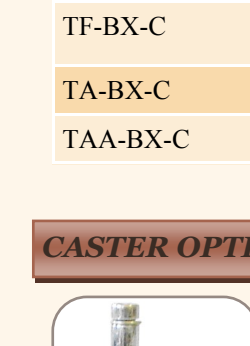
Footring	Description
FR04	Knobless Nylon Footring 18" The Footring is Loosened and Tightened by Turning the Outer Ring. (option for models 20S, 45, 50 and 60)
FR05	Knobless Aluminum with Steel Ring 20" The Footring is Loosened and Tightened by Turning the Outer Ring. (option for models 10, 20M and 20W)
FR06	Nylon Center with Steel Ring, Footring 18" (option for models 20S, 45, 50 and 60)

ARM REST OPTIONS



Arms	Description
TF-BX-C	Fixed Height and Width, with Chrome Arm Frames & ESD Arm Pads
TA-BX-C	Fixed Height and Adjustable Width, with Chrome Arm Frames & ESD Arm Pads
TAA-BX-C	Adjustable Height and Adjustable Width with Chrome Arm Frames & ESD Arm Pads

CASTER OPTIONS



Caster	Description
9B	ESD Braking Caster , Recommended where Chairs may roll to easily when is Not Occupied
9U	ESD Soft Urethane Caster, Recommended on Tile, Cement and other Hard Surfaces
9UB	ESD Soft Urethane Braking Caster, Recommended for reduce Mobility when is Not Occupied
11	ESD Nylon Glide, Recommended for use in areas where requiring limited mobility